

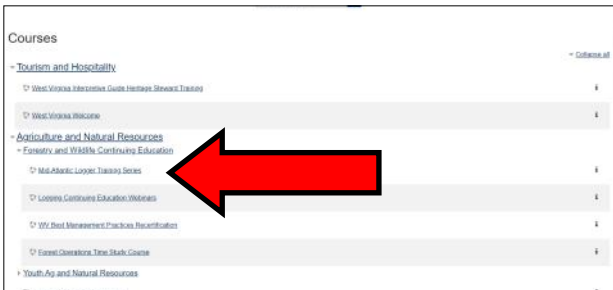
Instructions for Accessing Online Credits from WVU

The Virginia SHARP Logger Program has partnered with West Virginia University to offer Continuing Education Credits for the recorded Mid-Atlantic Logger Training Series. Follow these instructions to create an account and enroll.

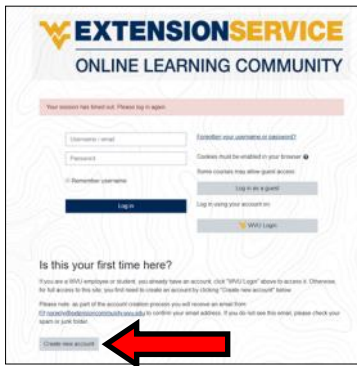
You only need to do Steps 3-7 once!

Step 1: Go to <https://extensioncommunity.wvu.edu/>

Step 2: Scroll down and select the category “Forestry and Wildlife Continuing Education”. A list of courses will drop down. Select “Mid-Atlantic Logger Training Series”.

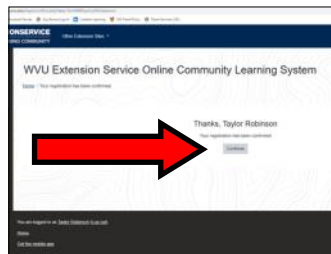


Step 3: You need to create an account with WVU Extension. Click the grey “create an account” button and fill out the online registration form.

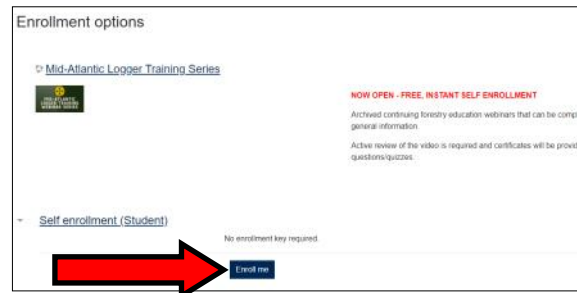


Step 4: When you submit the form, a confirmation will be sent your email. Click the link in the email.

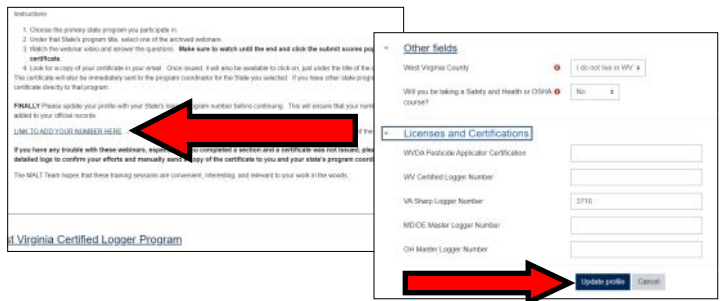
Step 5: The link will take you to a webpage, click “continue”.



Step 6: Then click “Enroll me”, and you will be taken to the Mid-Atlantic Logger Training Series.



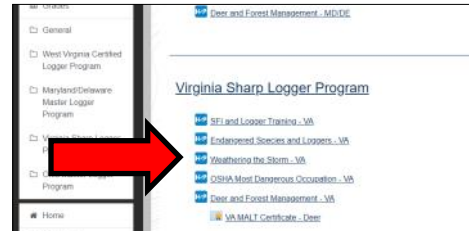
Step 7: Add your SHARP Logger Number by clicking “Link to add your number here”. Scroll to the bottom of the page and click “Licenses and Certifications.” Enter your number, then click the Update Profile button.



Step 8: Click “home” in the left margin or under your name, then repeat Step 2.



Step 9: Select a class under VA SHARP Logger Program.



Step 10: When you finish each video, click “submit answers”. You will receive a certificate by email. Save a copy for your records. A copy will be automatically sent to the SHARP Logger Program. Email or call Karen with any questions at sharplogger@vt.edu or 540-231-6494.